


LIMELIGHT® COLLECTION



FreshWater® IQ
System Ready



Dual Action Filtration
SilentFlo Circulation



FiberCor®
High-Density Insulation



Color LCD Display

FLASH™



*Shown with Alpine White Shell
and Coastal Gray Cabinet*

People	Seating	Jets	Voltage
7 Seats	Open	41 Jets	230 V

Size
7' x 7' x 36" | 213 cm x 213 cm x 91 cm


Water Care
FreshWater® Salt System Ready

LIMELIGHT® COLLECTION


FLASH™



SHELL COLORS*




CABINET COLORS*



COVER COLORS

POLYESTER



LEGENDARY MESSAGE

41 Personalized-Control Jets

- 1 XL Dual Rotary jet
- 3 XL Single Rotary jets
- 1 XL Directional jet
- 4 Standard Single Rotary jets
- 4 Standard Directional jets
- 28 Directional Precision® jets

EASY WATER CARE

- Water Care System** FreshWater® Salt System Ready
Smart Monitoring System Optional
- Filtration System** Dual action, 100 sq. ft., top loading

LEADING ENERGY EFFICIENCY

- Jet Pump 1** Wavemaster® 8200; Two-speed, 2.0 HP Continuous Duty, 4.0 HP Breakdown Torque
- Jet Pump 2** Wavemaster® 8000; One-speed, 2.0 HP Continuous Duty, 4.0 HP Breakdown Torque
- Circulation Pump** SilentFlo 5000® for quiet, continuous filtration
- Heater** Titanium No-Fault® 4,000 W / 230 V
- Insulation** FiberCor® Insulation; Certified to California Energy Commission (CEC) and APSP 14 energy efficiency standards for portable spas
- Cover** WeatherPro™ 4" Tapered Custom-Fit with Hinge Seal

SIZE

Dimensions 7' x 7' x 36" / 213 cm x 213 cm x 91 cm

CAPACITY

- Seating Capacity** 7 seats
- Water Capacity** 360 gallons / 1,365 liters
- Weight** 845 lbs. / 385 kg dry; 5,070 lbs. / 2,300 kg filled**

ADDITIONAL FEATURES

- Smart Spa Technology** Hot Spring Spas App, Powered by the Connected Spa Kit
- Water Feature** Vidro® backlit ribbon waterfall
- Cover Lifters** CoverCradle®, CoverCradle II, Lift 'n Glide®, or UpRite®
- Steps** Limelight Collection Step (Coastal Gray, Espresso, and Sable), Polymer Step (Ash)
- Entertainment** Bluetooth® Wireless Sound System (Optional)
- Control System** IQ 2020® with LCD control panel
230 V / 50 amp, 60 Hz
(Includes G.F.C.I. protected sub-panel)
- Lighting System** Raio® multi-color interior points of light
Exterior multi-color lighting with timer
- Cooling System** CoolZone™ (Optional)

*Actual colors and products may vary from print representation. See dealer to verify.
**Includes water and 7 adults weighing 175 lbs. each.